

VIDEO EDITING WITH OLIVE

Creating a digital story - एक डिजिटल कहानी बनाना

ऑलिव सॉफ्टवेयर के साथ
वीडियो संपादन

Olive
is an
Open Source
Video
Editor

ऑलिव
एक
ओपन सोर्स
वीडियो
एडिटर है

denoting software for which the original source code is made freely available and may be redistributed and modified

वह सॉफ्टवेयर जिसके लिए मूल स्रोत कोड स्वतंत्र रूप से उपलब्ध कराया जाता है और पुनर्वितरित और संशोधित किया जा सकता है



olive video editor

Search

All

Videos

Images

News

Shopping

More

Settings

Tools

About 3,78,00,000 results (0.43 seconds)

www.olivevideoeditor.org

Olive - Professional Open-Source Video Editor

Olive is a free non-linear video editor rising to provide a fully featured alternative to high-end professional video editing software. How good is it? Olive is making ...
You visited this page on 18/8/20.

Download

Download Olive. Olive is not currently available on mobile ...

More results from olivevideoeditor.org »

Videos



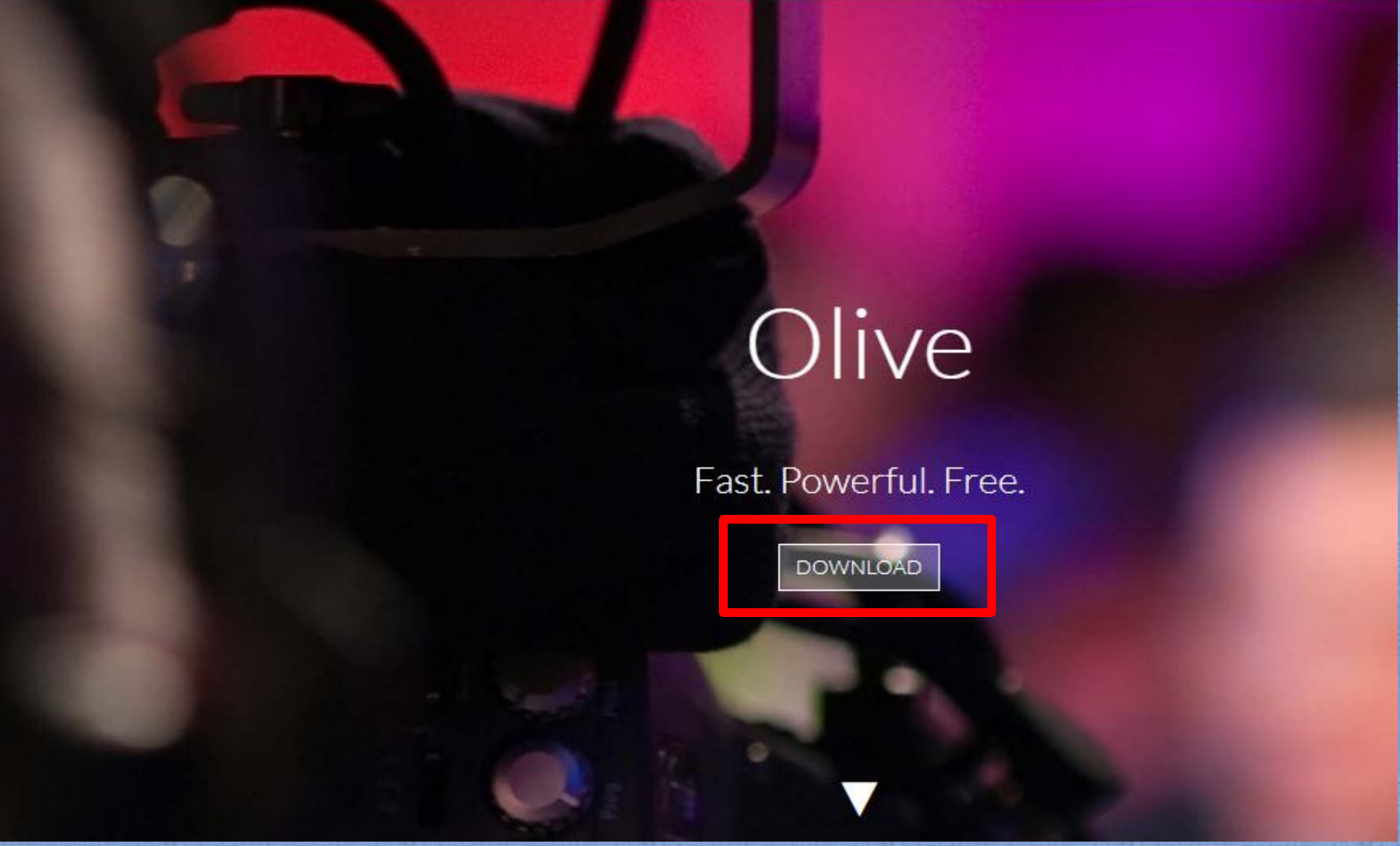
Edit Videos for Free -



Olive video editor tutorial



OLIVE - PRO LEVEL



Olive

Fast. Powerful. Free.

DOWNLOAD



Download Olive

Download the latest binaries of Olive. All platforms listed here are officially maintained by Olive Team.

Olive version: 0.1.0 Alpha



Windows
Windows 7+



Mac
OS X 10.12+



Linux
Various distros

Download Olive


Download the latest binaries of Olive. All platforms listed here are officially maintained by Olive Team.

Olive version: 0.1.0 Alpha

- Installer (64-bit)
- Installer (32-bit)
- Portable (64-bit)
- Portable (32-bit)



Mac
OS X 10.12+




Linux
Various distros

Download Olive


Download the latest binaries of Olive. All platforms listed here are officially maintained by Olive Team.

Olive version: 0.1.0 Alpha

- Installer (64-bit)
- Installer (32-bit)
- Portable (64-bit)
- Portable (32-bit)



Mac
OS X 10.12+

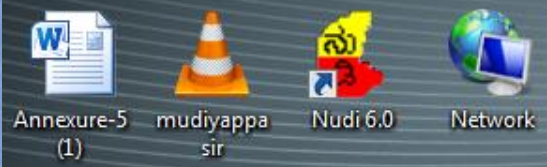


Linux
Various distros

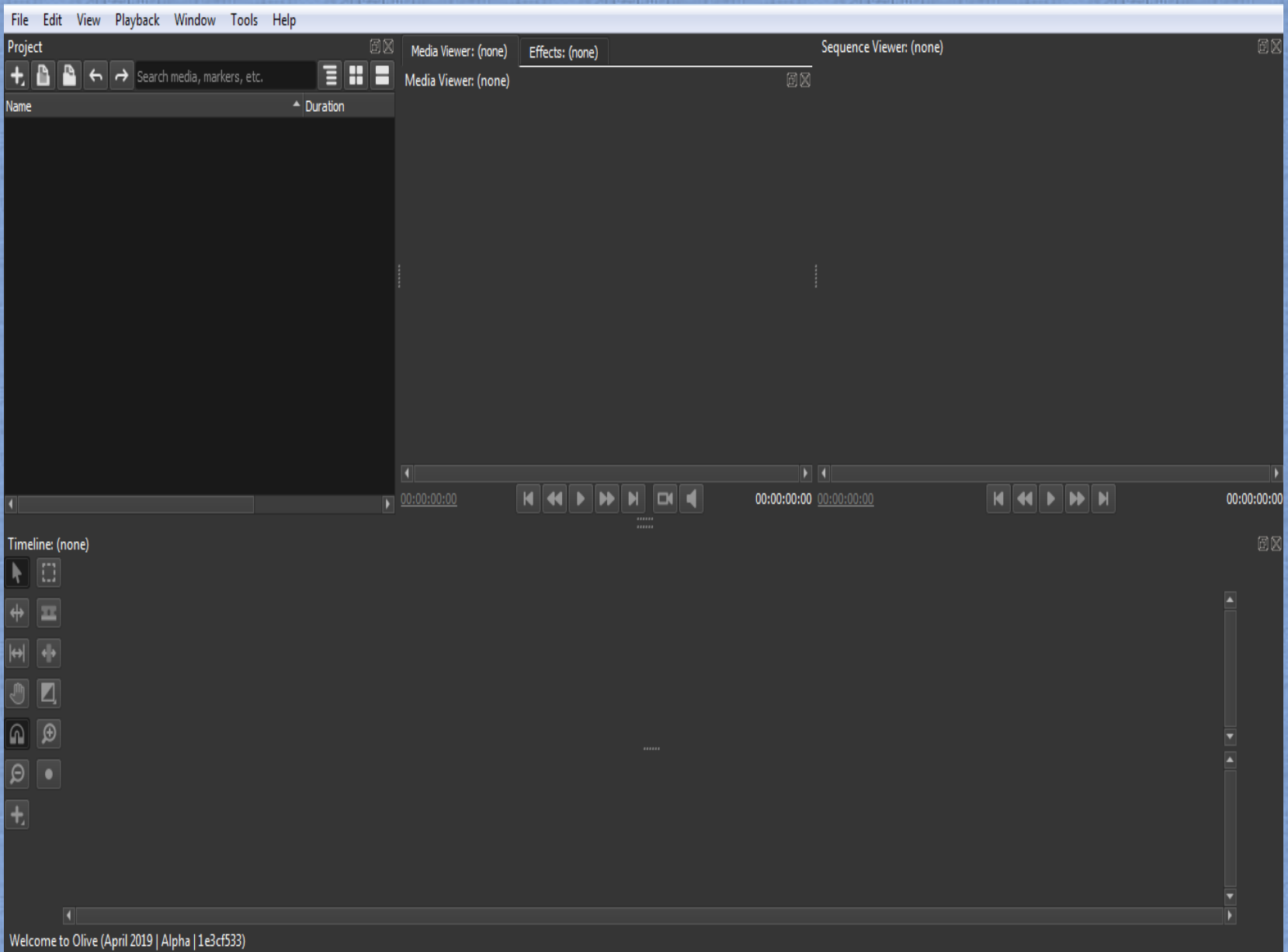
Synopsis सार

- वीडियो जोड़ना और काटना **Adding Video and Cutting the video**
- छवि, शीर्षक और पृष्ठभूमि रंग जोड़ना **Adding Image, Title & Background colour**
- वीडियो और ऑडियो को अनलिंक करना **Unlinking the Video and Audio**
- आवाज कथन जोड़ना **Adding Voice narration**
- क्रोमा की **Chroma key**
- परिचय और धन्यवाद कार्ड **Introduction and Thank you cards**
- एक ऑडियो क्लिप जोड़ना **Adding an Audio clip**
- परियोजना को सहेजना और वीडियो निर्यात करना **Saving the project & Exporting the video**

संपादन प्रारंभ करें
Lets Start Editing.....



जब आप आइकन पर क्लिक करते हैं तो यह विंडो खुल जाती है
When you click on the icon this window opens



प्रोजेक्ट क्षेत्र (Project area) जहां आप वीडियो, ऑडियो और चित्र को संपादित करने के लिए जोड़ सकते हैं सबसे पहले ऊपर दिए गए बटन पर क्लिक करके एक क्रम (sequence) जोड़ें

मीडिया क्षेत्र में इसे देखने के लिए परियोजना क्षेत्र में वीडियो, तस्वीर या ऑडियो पर डबल क्लिक करें।

समय रेखा में मीडिया को संपादित करने के लिए EFFECTS क्षेत्र का उपयोग करें

हम विशेष क्षेत्र पर लाल रंग के प्ले हेड को रखकर टाइम लाइन में किए गए संपादन को देख सकते हैं



समय रेखा:
हम प्रोजेक्ट क्षेत्र से इस क्षेत्र में मीडिया को खींच और छोड़ सकते हैं। यह क्षेत्र परियोजना क्षेत्र में अनुक्रम जोड़ने के बाद सक्रिय हो जाता है।

Project

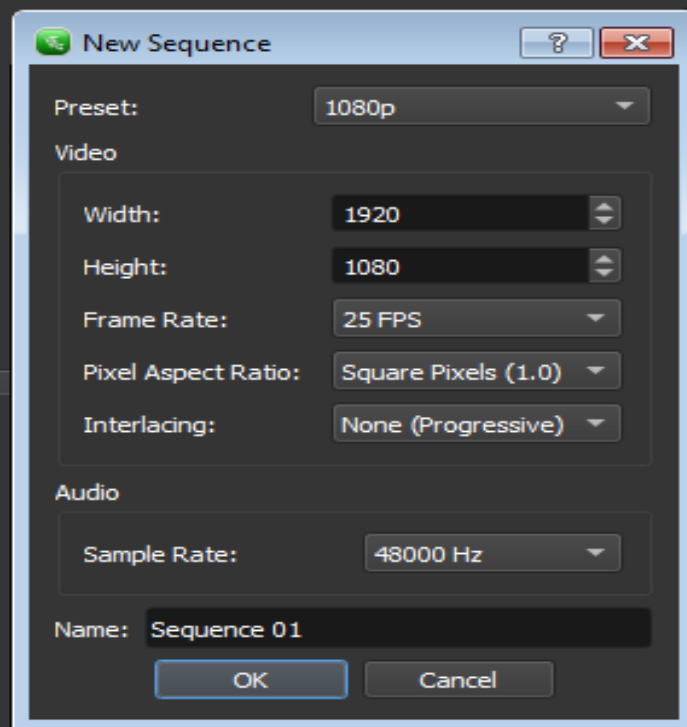
Sequence

Folder

प्रोजेक्ट क्षेत्र (Project area)



नया क्रम



.....

Project

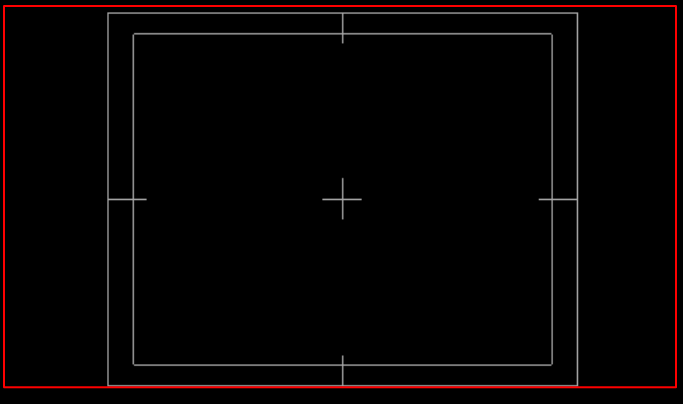
Search media, markers, etc.

Name	Duration
Sequence 01	00:00:00:00

Media Viewer: (none) Effects: (none)

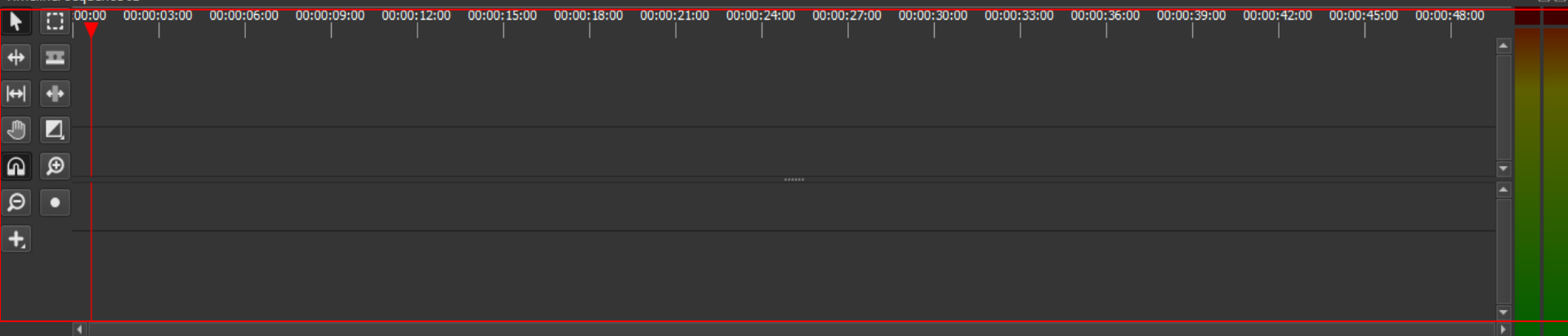
Media Viewer: (none)

Sequence Viewer: Sequence 01



Timeline: Sequence 01

00:00 00:00:03:00 00:00:06:00 00:00:09:00 00:00:12:00 00:00:15:00 00:00:18:00 00:00:21:00 00:00:24:00 00:00:27:00 00:00:30:00 00:00:33:00 00:00:36:00 00:00:39:00 00:00:42:00 00:00:45:00 00:00:48:00



Project

+ - ↶ ↷ Search media, markers, etc.

Media Viewer: (none) Effects: (none)

Media Viewer: (none)

Name	Duration
Sequence 01	00:00:00:00

Play Head

Video and picture tracks

Audio tracks

Timeline: Sequence 01

00:00 00:00:03:00 00:00:06:00 00:00:09:00 00:00:12:00 00:00:15:00 00:00:18:00 00:00:21:00 00:00:24:00

The timeline interface includes a vertical play head marker at the 00:00 position. To the left of the timeline is a vertical toolbar with various editing tools such as selection, zoom, pan, and zoom in/out. The timeline itself shows a sequence of time markers from 00:00 to 00:00:24:00 in 3-second increments.

Pointer Tool: Helps to select the media

Snapping tool: keeps the cut ends of the media intact

Zoom Out: to get compressed view of the media in timeline

Tool to add Title, solid colour ...



Edit tool

Razor tool: useful to cut the media in timeline

Transition tool: useful to add transition to the media in timeline

Zoom in: to get expanded view of the media in timeline

Record audio button

संपादन पूरा होने के बाद परियोजना इस तरह दिखती है
After completion of editing the project looks like this

The screenshot displays the Olive video editing software interface. The main window shows a sequence viewer with a title card that reads "चुंबकत्व" (Chumbakत्व) in Hindi. The timeline below the sequence viewer shows a multi-track edit with various assets including video clips, audio tracks, and title cards. The interface includes a project panel on the left, a media viewer, and a sequence viewer. The timeline is marked with timecode from 00:00 to 00:00:48:00. The system tray at the bottom shows the date and time as 5:25 PM on 15/12/2020.

Name	Duration	Rate
Data - 4...	00:00:15:22	29.97 FPS
Magnet...	00:00:58:20	30.303 FPS
Recordi...	00:00:18:15	48000 Hz
Recordi...	00:00:03:18	48000 Hz
Recordi...	00:00:05:26	48000 Hz
Recordi...	00:00:05:19	48000 Hz
Recordi...	00:00:19:16	48000 Hz
Sequen...	00:00:28:04	25 FPS
Space - ...	00:00:05:14	30 FPS
bensou...	00:08:03:12	44100 Hz
ckey.mp4	00:00:18:00	
ckey.mp4	00:00:18:00	30 FPS

- New
- Open Project Ctrl+O
- Open Recent
- Save Project Ctrl+S
- Save Project As Ctrl+Shift+S
- Import... Ctrl+I
- Export... Ctrl+M
- Exit

Media Viewer: (none)

Effects: (none)

Effects: (none)

Sequence Viewer: Sequence 01



00:00:00:12

00:00:28:00

Timeline: Sequence 01

00:00 00:00:03:00 00:00:06:00 00:00:09:00 00:00:12:00 00:00:15:00 00:00:18:00 00:00:21:00 00:00:24:00 00:00:27:00 00:00:30:00 00:00:33:00 00:00:36:00 00:00:39:00 00:00:42:00 00:00:45:00 00:00:48:00

Timeline tracks:

- Title: ckey.mp4
- Space - 1358.mp4
- Magnets.wmv
- Data - 4000.mp4
- Recording 4.wav
- bensound-extremereaction.mp3

Save Project As...

Desktop

Organize New folder

Search Desktop

File Explorer sidebar:

- Favorites
 - Desktop
 - Pictures
 - Downloads
 - Recent Places
- Libraries
 - Documents
 - Music
 - Pictures
 - Videos
- Homegroup
- Computer
 - Local Disk (C:)
 - Local Disk (D:)
 - Local Disk (E:)
 - DVD RW Drive (F:) CUSTOM LIVE CD
- Network

Main content area:

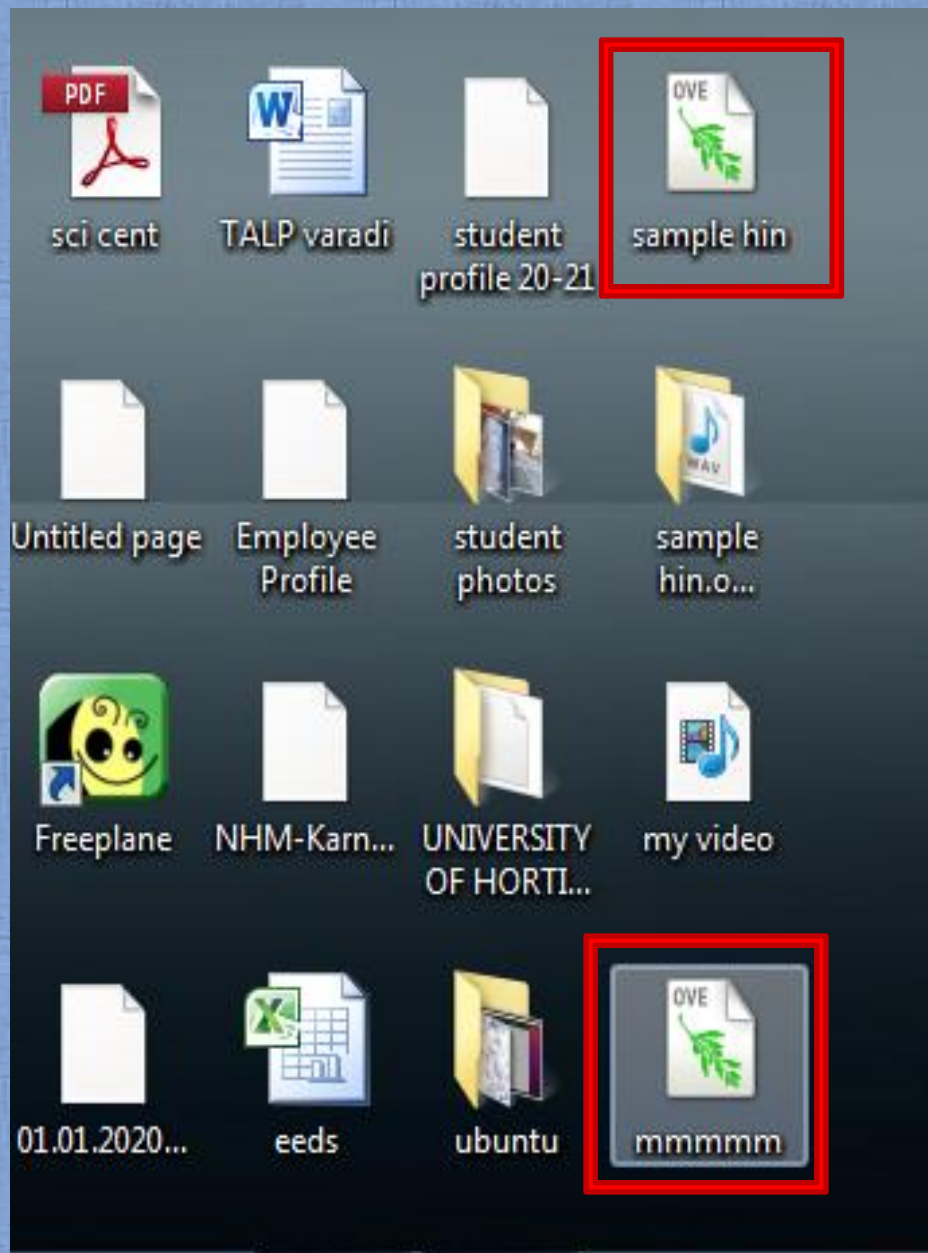
- Libraries System Folder
- Network System Folder
- New folder File folder
- TALP 2020 File folder
- mmmmm Olive project file 20.9 KB
- Homegroup System Folder
- Inspire awards 2020 File folder
- samp.ove Audio File folder
- ubuntu File folder
- samp Olive project file 3.09 KB
- HP System Folder
- KGID BONUS File folder
- sample hin.ove Audio File folder
- UNIVERSITY OF HORTICULTURAL SCIENCES, BAGALKOTE File folder
- sample hin Olive project file 6.93 KB
- Computer System Folder
- NCERT hindi File folder
- student photos File folder
- Vidyagama File folder
- sssss Olive project file 8.86 KB

File name: mmmm

Save as type: Olive Project (*.ove)

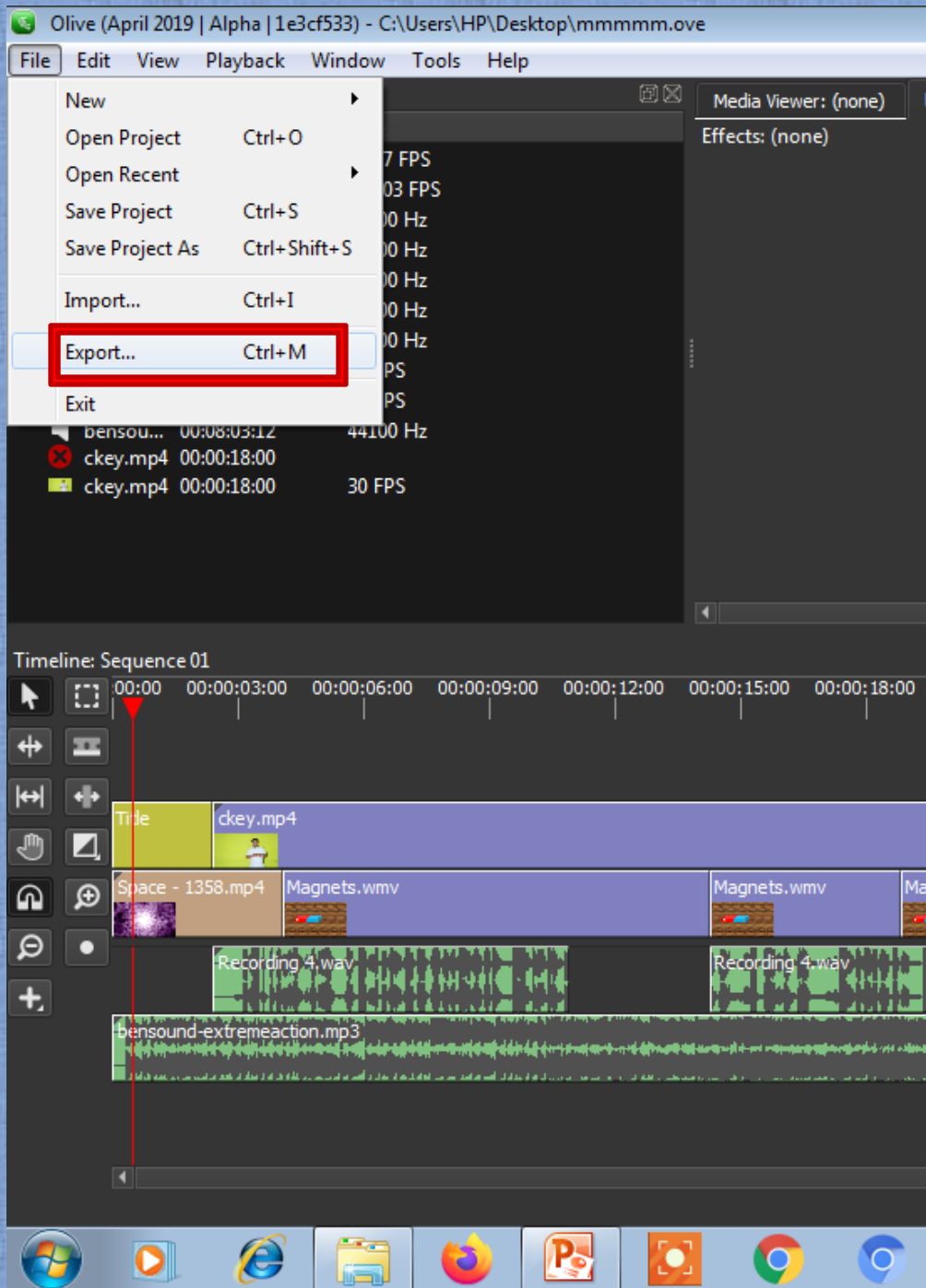
Hide Folders

Save Cancel



यदि आप "save project as" दबाते हैं तो प्रोजेक्ट .ove के रूप में संग्रहीत हो जाता है। आप इस फ़ाइल को फिर से संपादित कर सकते हैं।

If you press "save project as", the project gets stored as .ove format. you can edit this file again



यदि आप "Export" दबाते हैं, तो प्रोजेक्ट .mp4 के रूप में संग्रहीत हो जाता है।

If you press "Export", the project gets stored as .mp4 format.

Project

Name	Duration	Rate
Data - 4...	00:00:15:22	29.97 FPS
Magnet...	00:00:58:20	30.303 FPS
Recordi...	00:00:18:15	48000 Hz
Recordi...	00:00:03:18	48000 Hz
Recordi...	00:00:05:26	48000 Hz
Recordi...	00:00:05:19	48000 Hz
Recordi...	00:00:19:16	48000 Hz
Sequen...	00:00:28:04	25 FPS
Space - ...	00:00:05:14	30 FPS
bensou...	00:08:03:12	44100 Hz
ckey.mp4	00:00:18:00	
ckey.mp4	00:00:18:00	30 FPS

Media Viewer: (none)

Effects: (none)

Sequence Viewer: Sequence 01

Effects: (none)

Export "Sequence 01"

Format: MPEG-4 Video

Range: Entire Sequence

Video

Codec: libx264 H.264 / AVC / MPEG-4 AVC / MPEG-4 part 10

Width: 1920

Height: 1080

Frame Rate: 25.00

Compression Type: Quality-based (Constant Rate Factor)

Quality (CRF): 36.00

Advanced

Audio

Codec: AAC (Advanced Audio Coding)

Sampling Rate: 48000

Bitrate (Kbps/CBR): 256

0% (ETA: 0:00:00)

Export Cancel



Timeline: Sequence 01

00:00 00:00:03:00 00:00:06:00 00:00:09:00 00:00:12:00 00:00:15:00

00:00:36:00 00:00:39:00 00:00:42:00 00:00:45:00 00:00:48:00

Project

Name	Duration	Rate
Data - 4...	00:00:15:22	29.97 FPS
Magnet...	00:00:58:20	30.303 FPS
Recordi...	00:00:18:15	48000 Hz
Recordi...	00:00:03:18	48000 Hz
Recordi...	00:00:05:26	48000 Hz
Recordi...	00:00:05:19	48000 Hz
Recordi...	00:00:19:16	48000 Hz
Sequen...	00:00:28:04	25 FPS
Space - ...	00:00:05:14	30 FPS
bensou...	00:08:03:12	44100 Hz
ckey.mp4	00:00:18:00	
ckey.mp4	00:00:18:00	30 FPS

Media Viewer: (none)

Effects: (none)

Sequence Viewer: Sequence 01

Effects: (none)

Export "Sequence 01"

Format: MPEG-4 Video

Range: Entire Sequence

Video

Codec: libx264 H.264 / AVC / MPEG-4 AVC / MPEG-4 part 10

Width: 1920

Height: 1080

Frame Rate: 25.00

Compression Type: Quality-based (Constant Rate Factor)

Quality (CRF): 36.00

Advanced

Audio

Codec: AAC (Advanced Audio Coding)

Sampling Rate: 48000

Bitrate (Kbps/CBR): 256

18% (ETA: 0:01:10)

Export Cancel



Timeline: Sequence 01

00:00 00:00:03:00 00:00:06:00 00:00:09:00 00:00:12:00 00:00:15:00

Timeline tracks:

- Title: ckey.mp4
- Space - 1358.mp4: Magnets.wmv
- Recording 4.wav
- Recording 4.wav
- bensound-extremeaction.mp3

00:00:28:04

00:00:36:00 00:00:39:00 00:00:42:00 00:00:45:00 00:00:48:00

- ★ Favorites
 - Desktop
 - Pictures
 - Downloads
 - Recent Places
- Libraries
 - Documents
 - Music
 - Pictures
 - Videos
- Homegroup
- Computer
 - Local Disk (C:)
 - Local Disk (D:)
 - Local Disk (E:)
 - DVD RW Drive (F:) CUS
- Network

Videos library

Includes: 2 locations

Arrange by: Folder

Circuit - 27725

Data - 4000

Data - 4002

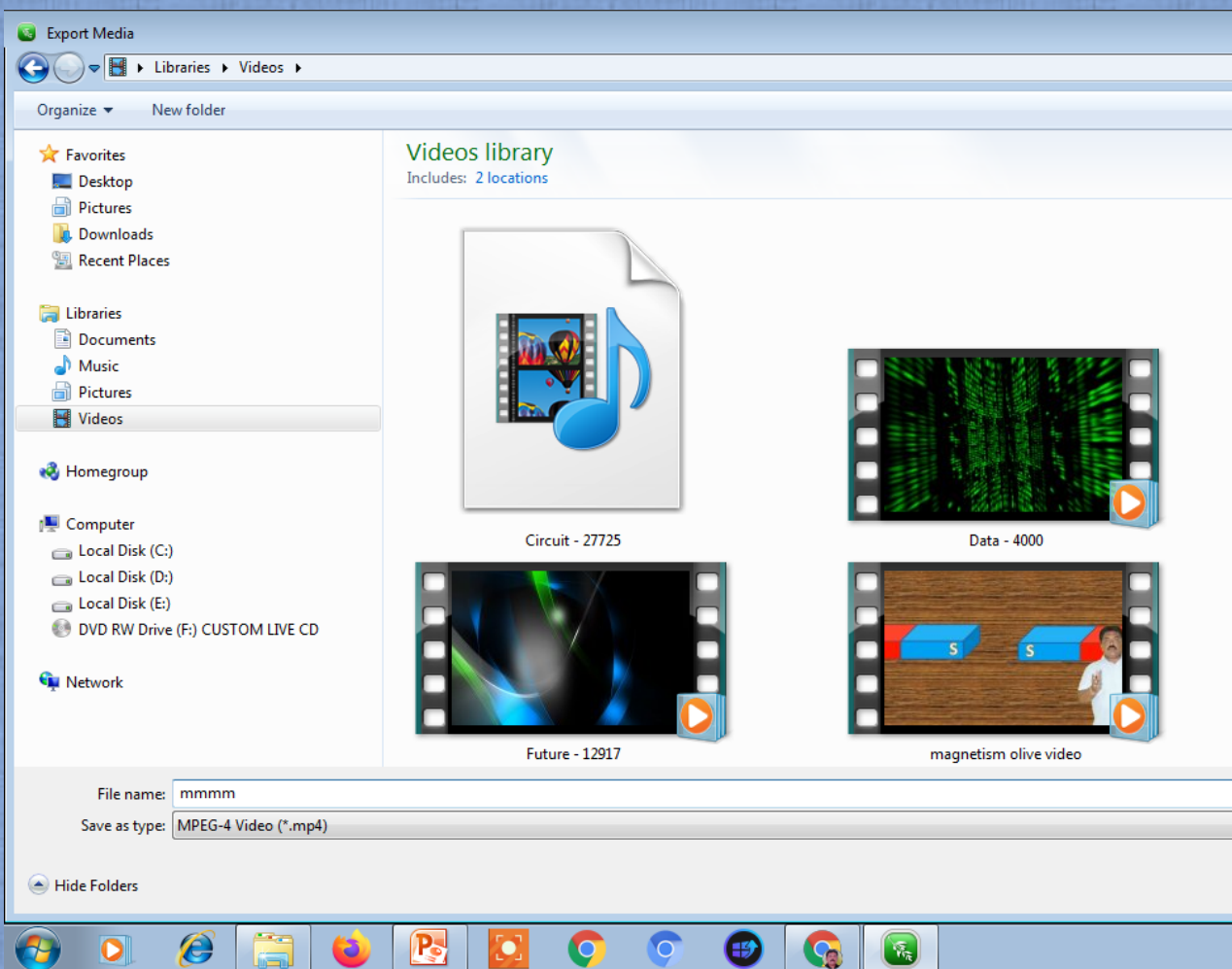
Future - 12917

mmm

Space - 1358

Item type: MP4 Video
Size: 2.57 MB
Length: 00:00:28

Video player controls: Play, Stop, Full Screen

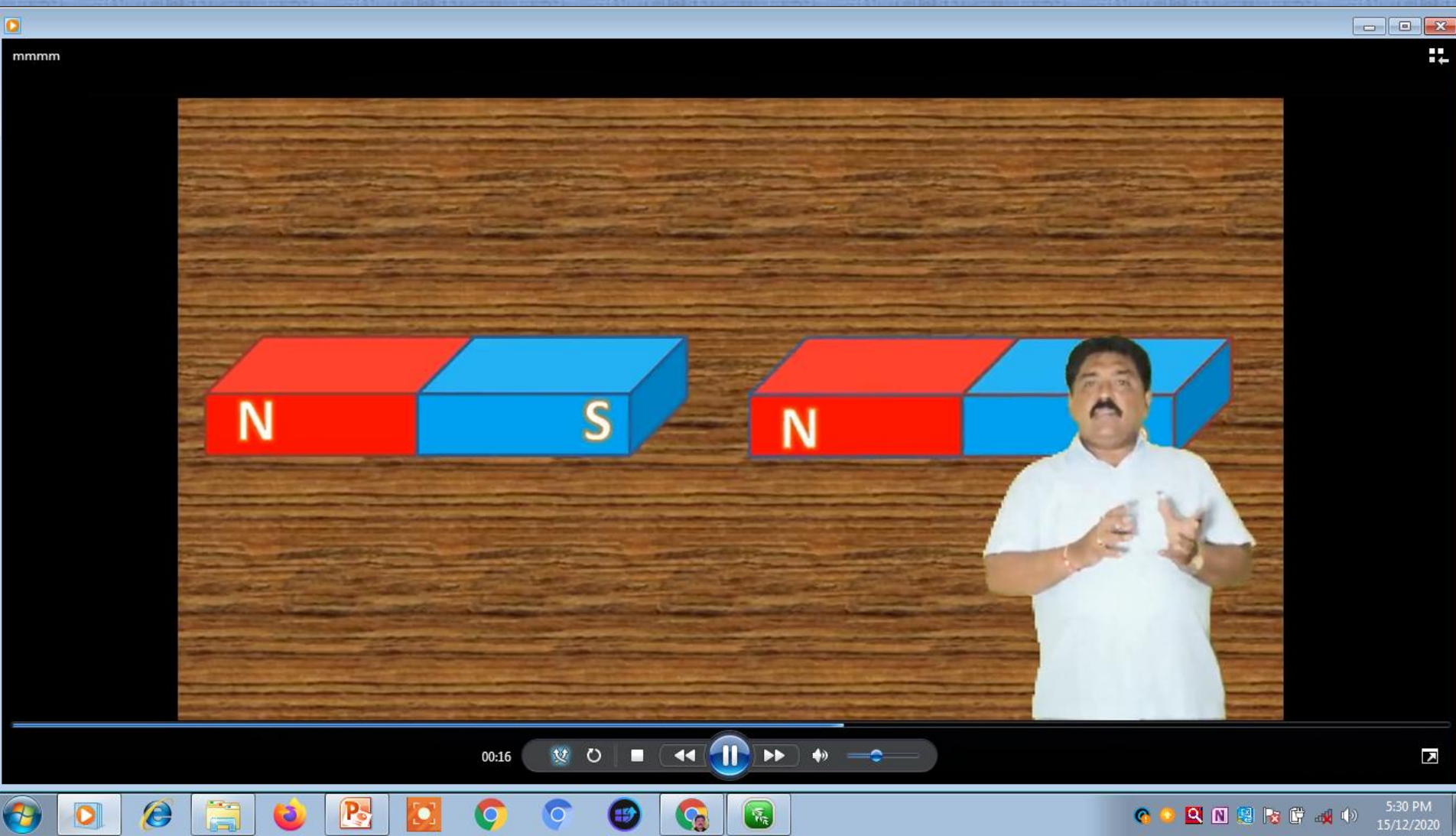


आप इस फ़ाइल को फिर से संपादित नहीं कर सकते, लेकिन आप इसका उपयोग कर सकते हैं या वीडियो देखने के लिए भेज सकते हैं।

you cannot edit this file again, But you can use this or send it to view the video.

आप इस फ़ाइल को फिर से संपादित नहीं कर सकते,
लेकिन आप इसका उपयोग कर सकते हैं या वीडियो देखने के लिए भेज सकते हैं।

you cannot edit this file again, But you can use this or send it to view the video.



The screenshot shows a video player window titled 'mmmm'. The video content features a man in a white shirt standing in front of a wooden background. Two bar magnets are positioned horizontally: one on the left with a red 'N' pole and a blue 'S' pole, and another on the right with a red 'N' pole and a blue 'S' pole. The video player interface includes a title bar, a video frame, a playback control bar with a progress indicator at 00:16, and a Windows taskbar at the bottom with various application icons and a system tray showing the time as 5:30 PM on 15/12/2020.

For free video backgrounds

- pixels.com
- pixabay.com
- vidvo.com

For free audios

- **bensounds.com**
- **zapsplat.com**
- **freesounds.org**

धन्यवाद

Contact:

Murlidhar Shingri

email: muralishingri29@gmail.com

Hello: 9686875030

Between 8:00 to 9:00 PM

संपर्क करें:

मुरलीधर शिंगरी

ईमेल: muralishingri29@gmail.com

हैलो: 9686875030

रात 8:00 से 9:00 बजे के बीच